



Domes & Mirrors



**Visions In Plastics
Unit 3, Delta Court
Sky Business Park
Auckley
Doncaster
DN9 3GN**

01302 775920

**sales@visionsinplastics.co.uk
www.visionsinplastics.co.uk**

Security Mirrors



Convex Mirrors Indoor


Key Features & Applications

- Virtually unbreakable
- 20% Brighter than glass mirrors
- Less distortion
- Longer lasting
- Lighter weight
- Economical
- Retail stores
- Plant safety
- Reception area
- Money rooms

Available in shatterproof Acrylic & unbreakable Polycarbonate. Polycarbonate ideal for warehouse, retail outlets, garages, public building offices. Excellent choice for prisons, jails, industrial applications where breakage and vandalism is high. Mounting hardware included.

Model No	Dia	Brackets
Acrylic		
CVI-12	12"	Z Bracket
CVI-18	18"	Z Bracket
CVI-26	26"	Telescopic
CVI-30	30"	Telescopic
CVI-36	36"	Telescopic
Polycarbonate		
CVI-PC-18	18"	Telescopic
CVI-PC-26	26"	Telescopic

1" of diameter equals 1 foot of viewing distance



Convex Mirrors Outdoor

Key Features & Applications

- Virtually unbreakable
- 20% Brighter than glass mirrors
- Less distortion
- Longer lasting
- Lighter weight
- Economical
- Retail stores
- Plant safety
- Reception areas
- Money rooms

Available in shatterproof Acrylic & unbreakable Polycarbonate. Polycarbonate ideal for warehouse, retail outlets, garages, public building offices. Excellent choice for prisons, jails, industrial applications where breakage and vandalism is high. Mounting hardware included.

Model No	Dia	Brackets
Acrylic		
CVO-18	18"	Telescopic
CVO-26	26"	Telescopic
CVO-30	30"	Telescopic
CVO-36	36"	Telescopic
Polycarbonate		
CVO-PC-18	18"	Telescopic
CVO-PC-26	26"	Telescopic

1" of diameter equals 1 foot of viewing distance



Convex Mirrors Deep Draw Indoor/Outdoor

Features

- Easy installation
- Shatter resistant acrylic
- Excellent visibility-low distortion
- Excellent for high traffic aisles
- More than twice the view

Improve vision into aisles and around corners. Our new DomeVex Deep Draw design opens up a whole different world of vision and provides a wider view in all directions.

Model No Indoor	Dia	Size of deep draw	Brackets
CVI-DP-16	16"	4"	1
CVI-DP-24	24"	5"	1
CVI-DP-32	32"	7"	1

Model No Outdoor	Dia	Size of deep draw	Brackets
CVO-DP-16	16"	4"	2
CVO-DP-24	24"	5"	3
CVO-DP-32	32"	7"	3

1" of diameter equals 1 foot of viewing distance



Safety Border Mirrors

Industrial Mirrors

- Caution stripes around the border (Black/Yellow)
- Excellent for eliminating blind spots in warehouses, concealed entrances and exits
- Available in shockproof acrylic
- Suitable for internal or external use

Model No	Dia	Brackets	Colour
Internal			
CVI-WSB-18-BY	18"	Telescopic	Black/Yellow
CVI-WSB-26-BY	26"	Telescopic	Black/Yellow
External			
CVO-WSB-18-BY	18"	Telescopic	Black/Yellow
CVO-WSB-26-BY	26"	Telescopic	Black/Yellow

Traffic Mirrors

- High quality weather resistant mirrors
- Ideal for location on roads, drivers in goods yards, car parks etc
- Available in shockproof acrylic
- Suitable for internal or external use

Model No	Dia	Brackets	Colour
Internal			
CVI-WSB-18-RW	18"	Telescopic	Red/White
CVI-WSB-26-RW	26"	Telescopic	Red/White
External			
CVO-WSB-18-RW	18"	Telescopic	Red/White
CVO-WSB-26-RW	26"	Telescopic	Red/White



Roundtangular Convex Mirrors

Key Features & Applications

- Virtually unbreakable
- 20% Brighter
- Less distortion
- Longer lasting
- Lighter weight
- Economical
- Parking
- Garages
- Blind spots around machinery
- Low ceilings
- Vinyl trim
- Hardboard back
- Mounting hardware included
- Can be used outside

High quality mirrors with shatterproof acrylic lenses. Mirrors are lightweight, fade-proof with top-quality silvering and near-perfect convexing which affords the widest angle of vision. Wide angle increases visibility. Convex mirrors are a retail store's first line of defence against shoplifting and pilferage. Each increases aisle visibility and eliminates blind spots. Also excellent as safety mirrors in preventing industrial intersection accidents.

Model No	Dia	Brackets
CRTM-1218	12"x18"	Telescopic
CRTM-1524	15"x24"	Telescopic
CRTM-1826	18"x26"	Telescopic



Roundtangular Convex Mirrors (lightweight)

Applications

- Virtually unbreakable
- 20% Brighter
- Less distortion
- Longer lasting
- Lighter weight
- Economical
- Parking
- Garages
- Blind spots around machinery
- Low ceilings
- Economical
- Lighter weight
- No frame
- Mounting hardware included
- Internal use

High quality mirrors with shatterproof acrylic lenses. Mirrors are lightweight, fade-proof with top-quality silvering and near-perfect convexing which affords the widest angle of vision. Wide angle increases visibility. Convex mirrors are a retail store's first line of defence against shoplifting and pilferage. Each increases aisle visibility and eliminates blind spots. Also excellent as safety mirrors in preventing industrial intersection accidents.

Model No	Dia	Brackets
CRTM-1218-LW	12"x18"	Telescopic
CRTM-1524-LW	15"x24"	Telescopic
CRTM-1826-LW	18"x26"	Telescopic

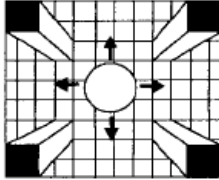
Domes and Mirrors



Mirrored Domes (full) 360°

Features

- 360° Viewing
- Cost effective
- Pressure formed, mount directly to ceiling or hang by chains
- Hardware included



A full hemisphere safety and security mirror for use when ultimate visibility is required. It is perfect for a broad overview of an open area and gives a full 200° view with excellent visibility from all four directions at an "X" intersection. Fittings supplied. Top quality, Acrylic or Polycarbonate Mirror for internal surveillance in factories, warehouses, retail outlets etc. They are strong, but very light in weight so are ideal to hang from ceilings or beams. Mounting hardware included for easy installation.

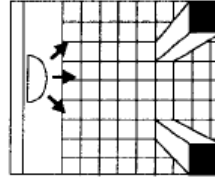
Model No	Description	Dia
ONV-360-18	Acrylic Mirror	18"
ONV-360-26	Acrylic Mirror	26"
ONV-360-32	Acrylic Mirror	32"
ONV-360-36	Acrylic Mirror	36"
ONV-PC-360-18	Polycarbonate Mirror	18"
ONV-PC-360-26	Polycarbonate Mirror	26"



Mirrored Dome (1/2) 180°

Features

- 180° Viewing
- Excellent for -Intersections
- Ceiling or wall mounting
- Easy installation



This is half of a 360. For use at "T" intersections where a three-way view is required. Fully reinforced. Fittings supplied. Made of Acrylic or Polycarbonate Mirror to a high standard. They are strong, but very light weight. Mounting hardware included for easy installation.

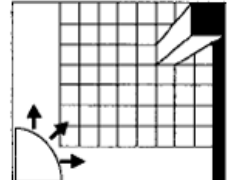
Model No	Description	Dia
ONV-180-18	Acrylic Mirror	18"
ONV-180-26	Acrylic Mirror	26"
ONV-PC-180-26	Polycarbonate Mirror	26"



Mirrored Dome (1/4) 90°

Features

- 90° Viewing
- Corner mounting for two-way intersections
- Ceiling mount only
- Easy installation



This is a quarter of a 360 and to give full nominal size is made from the next larger size in each case. For use at "L" intersections where a two-way view is required. The 13" is ideal for security in lifts or a small area. Made of Acrylic or Polycarbonate Mirror to a high standard. They are strong, but very light weight. Mounting hardware included for easy installation.

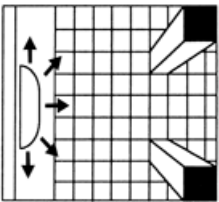
Model No	Description	Dia
ONV-090-13	Acrylic Mirror	13"
ONV-090-22	Acrylic Mirror	22"
ONV-PC-090-13	Polycarbonate Mirror	13"



Mirrored Dome (3/4) 270°

Key features

- Thick Acrylic
- Cost effective mounts to an outside 90° wall
- Foamed backs to provide mounting support with our spring kit which is included



This new 270° Mirror Dome has a view which is excellent for 90° corners.

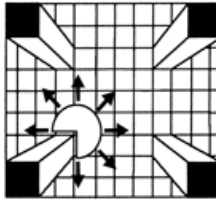
Made of Acrylic Mirror to a high standard. They are strong but very lightweight and mounting support as with the full 1/2 and 1/4 Domes. Mounting hardware included for easy installation.

Model No	Description	Dia
ONV-270-18	Acrylic Mirror	18"
ONV-270-26	Acrylic Mirror	26"



Office Eye - Oval

The all new Office Eye-Oval allows you to see hallway traffic before exiting your office, conference room, wash room or whenever you have a congested area.



The Office Eye-Oval can be mounted on partitions to enable you to view all activity in your surroundings.

This mirror will fit any décor.

Excellent choice for entryways and lifts.

Mounts to walls/ceilings, doors or partitions with screws, double adhesive or velcro.

Allows viewing from offices.

Model No	Description	Dia
OFF-EYE-17	Acrylic Mirror	17"

Lunar Panels

Lunar Panel

Applications

- Sensory rooms
- Playrooms
- Nursery's



Model No	Description	Dia
LUNAR PANEL (9) 5-3/4 domes & 1/2" flange	Acrylic Mirror	18.5" x 18.5"
LUNAR PANEL (9) 9" domes & 1/2" flange	Acrylic Mirror	31.5" x 31.5"

Lunar Panel with Frame

Applications

- Sensory rooms
- Playrooms
- Nursery's



Model No	Description	Dia
LUNAR PANEL WITH FRAME (21") (9) 5-3/4 domes & 1/2" flange	Acrylic Mirror	18.5"

Domes and Mirrors



Convex Mirrors with Portable Stand

Forklift Truck Mirrors

Features

- Shatter resistant Acrylic
- Easy installation
- Hardware included
- Excellent as safety mirrors in preventing industrial intersection accidents

Provide your employees with Fork Lift safety mirrors. Reduce blind spots in tight loading areas. Convex or Dome models available.

Model No	Description	Dia
FL-CV-08	Convex Acrylic Forklift Mirror	8"
FL-DM-08	Dome Acrylic Forklift Mirror	8"

Inspection Mirrors

Features

- Search under cars, trucks
- Search shelves, closets and those awkward places
- Ideal for law enforcement/security services
- Shatter resistant Acrylic

Flat acrylic mirror with galvanised steel handle with a plastic grip and an extra bright 9 LED flashlight with mounting clips.

Model No	Description	Dia
INSP-DM12LF	Flat Acrylic Mirror with Light	12"

Features

- Shatter resistant Acrylic
- Easy installation
- Hardware included
- Safety coverage where you need it

Mount our standard indoor convexes to this portable mirror stand. Great for temporary project areas and multiple docking stations. Wheels make contact with the ground when the stand is tilted for moving purposes. Heavy duty base with adjustable positioning.

Model No	Description	Dia
CVI-PS-18	Convex Acrylic Mirror 18" (460mm) with Portable Stand	
CVI-PS-26	Convex Acrylic Mirror 26" (660mm) with Portable Stand	
CVI-PS-30	Convex Acrylic Mirror 30" (760mm) with Portable Stand	