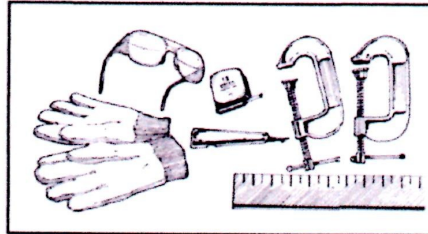


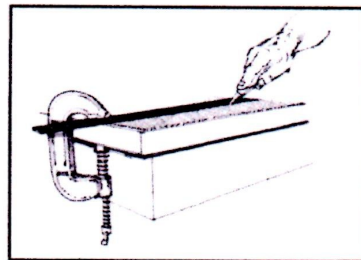
How To Cut Lighting Panels

PLASKOLITE



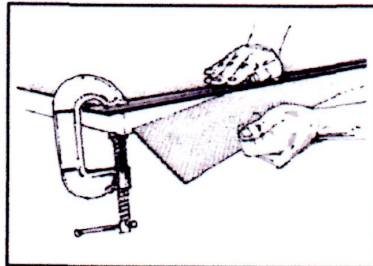
Step 1: Tools needed

Plastic scoring tool, tape measure, clamps, straight edge, safety glasses and gloves.



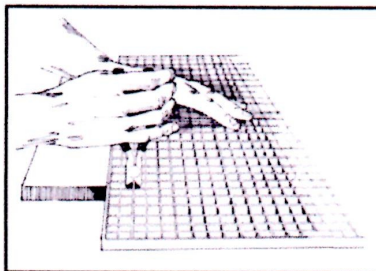
Step 2: Measure & Score

Measure, clamp straight edge, lightly pull scoring tool across the smooth side of the panel, repeat until 1/2 through.



Step 3: Snap Off

Hang scrap portion over edge of workbench, apply gentle downward pressure to break off.



Lighting Louvers:

Snip off excess with diagonal cutters.